



BASILDON | BRAINTREE | BURY ST EDMUND | CAMBRIDGE | CHELMSFORD | COLCHESTER GRAYS | HAVERHILL | HUTTON
 | IPSWICH | KINGS LYNN | PETERBOROUGH CENTRAL | PETERBOROUGH PORTUGUESE | SOUTHEND



SEC AREA 8 ADVENTURERS



LITTLE LAMBS E-CAMP PACK



During this camp you will receive the following awards! :



☺ HAVE FUN ☺

Bible Friends Star



1. Listen to a book about Bible friends.

Title

Did you like the story?



2. Sing a song about Bible friends.

The name of the song I sang was

.....


3. Play a game about Bible friends.

The name of the game I played was

.....

4. Make a Bible friend craft

- Colour in the different bible friends and draw yourself in the gap. Don't forget to decorate the frame too!










My Friend Jesus Star

1. Listen to a book about Jesus.

Title

Did you like the story?



2. Sing a song about Jesus.

The name of the song I sang was

.....

3. Play a game about Jesus.

The name of the game I played was

.....

4. Learn how Jesus grew up helping/obeying his parents.

NO
COMPLAINING

IMMEDIATELY

CHEERFULLY

COMPLETELY

5. Learn to be friends with peers as Jesus was.

- Colour in the pictures!

To be a good friend I should be...



KIND



CARING



HELPFUL

Make a friend craft

- Cut out the labels and stick them on the petals

6.



SHARE

HELP
OTHERS

TAKE
TURNS

BE KIND

SAY SORRY




Little Boy Jesus Star

1. Listen to a book about little boy Jesus.

Title

Did you like the story?



2. Sing a song about little boy Jesus.

The name of the song I sang was

.....

3. Play a game about little boy Jesus.

The name of the game I played was

.....

4. Make a little boy Jesus craft

- Colour in the picture of little boy Jesus leaving church !




Special Helper Star



1. Listen to a book about being helpful.

Title

Did you like the story?



2. Sing a song about being helpful.

The name of the song I sang was

.....

3. Play a game about being helpful.

The name of the game I played was

4. Make a craft about being helpful.


.....

- I can help at home by tidying my toys. Make a box out of and old cardboard box and decorate it how you like. Don't forget to take a picture!



5. Help a family member with a special chore for one week. (i.e., feed a pet)

- Colour a star for each day you do a special chore


MONDAY	
TUESDAY	
WEDNESDAY	
THURSDAY	
FRIDAY	
SATURDAY	
SUNDAY	

Creation

Listen to a story about creation and write three things I've learnt.

Title

Did you like the story?



I learnt



.....



.....



.....

Sing a song about creation

The name of the song I sang was

.....

A creation activity


The name of the activity I played was

.....

Story Sequencing: Cut out the pictures and paste them in the correct order.

The Creation

Genesis
1-2:3



Zoo Animals Star



1. Take a trip to the zoo, if possible, or watch a video or movie about a zoo

- Circle what you did!


I visited the zoo

I watched a video


I watched a movie

2. What animals did you see?

- Colour in the animals you saw!




Elephant




Lion




Giraffe



Monkey



Bear

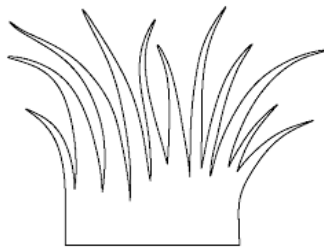


Zebra

3. What kind of food did most of them eat?

- Colour in the pictures and fill in the blanks

Most animals eat



PL_____NTS


but some eat



INS_____CTS

4. Did you see any birds? If so, what were they? Name them


- Colour in the birds you saw and fill in the blanks



P_____rr_____t



O_____l



Pea_____ock

5. Draw or colour two things you saw at the zoo

6. Who made everything you saw at the zoo? Can you find the answer in the Bible? If so, where is it found?

..... made everything in the zoo

In Genesis 1:25 it says
"God made all sorts of wild animals and small animals, each able to produce offspring of the same kind. And God saw that it was good.


Community Helpers Star



1. Listen to a story about community helpers

Title

Did you like the story?



2. Pretend to be community helpers.

I pretended to be a

.....

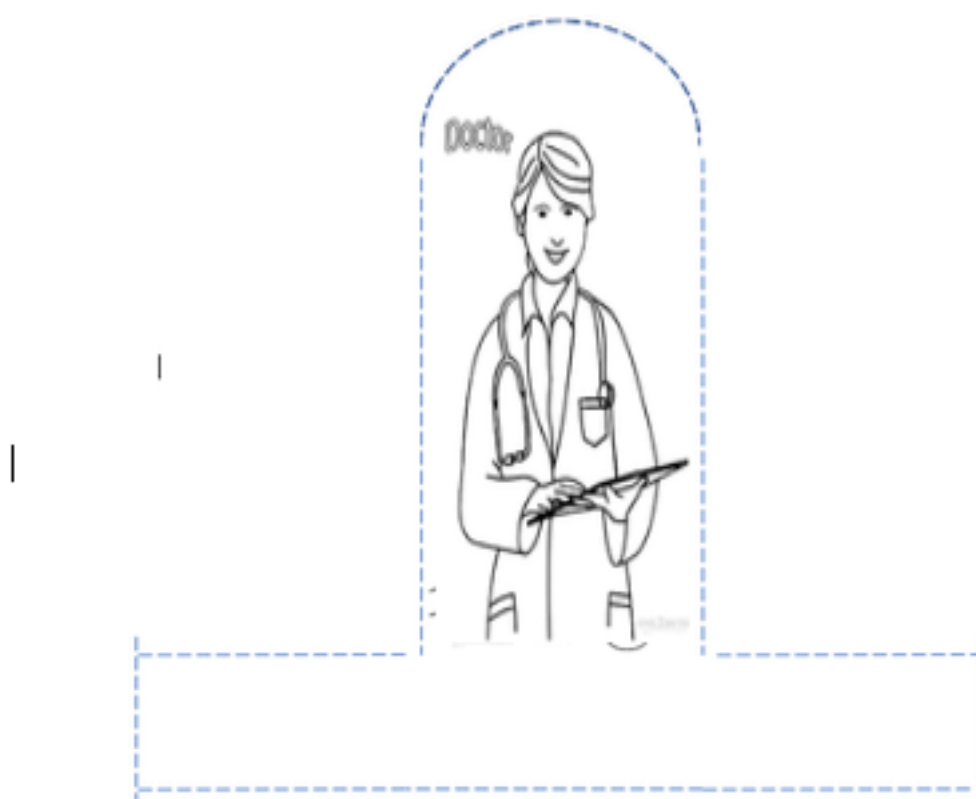
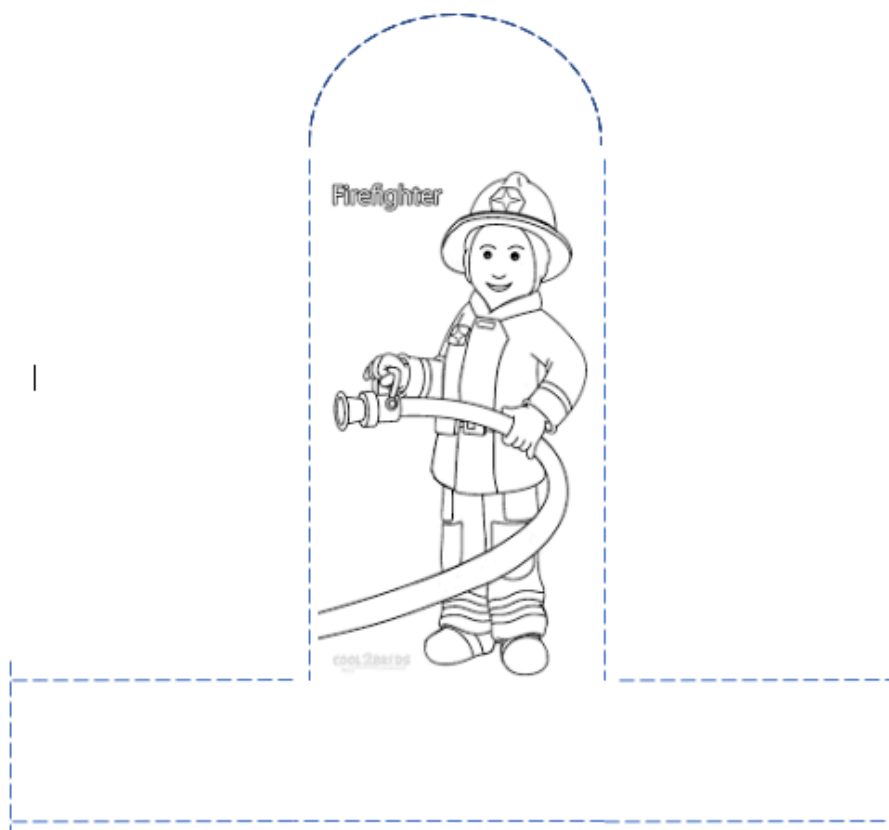
3. Play an action game using community helpers' skills.

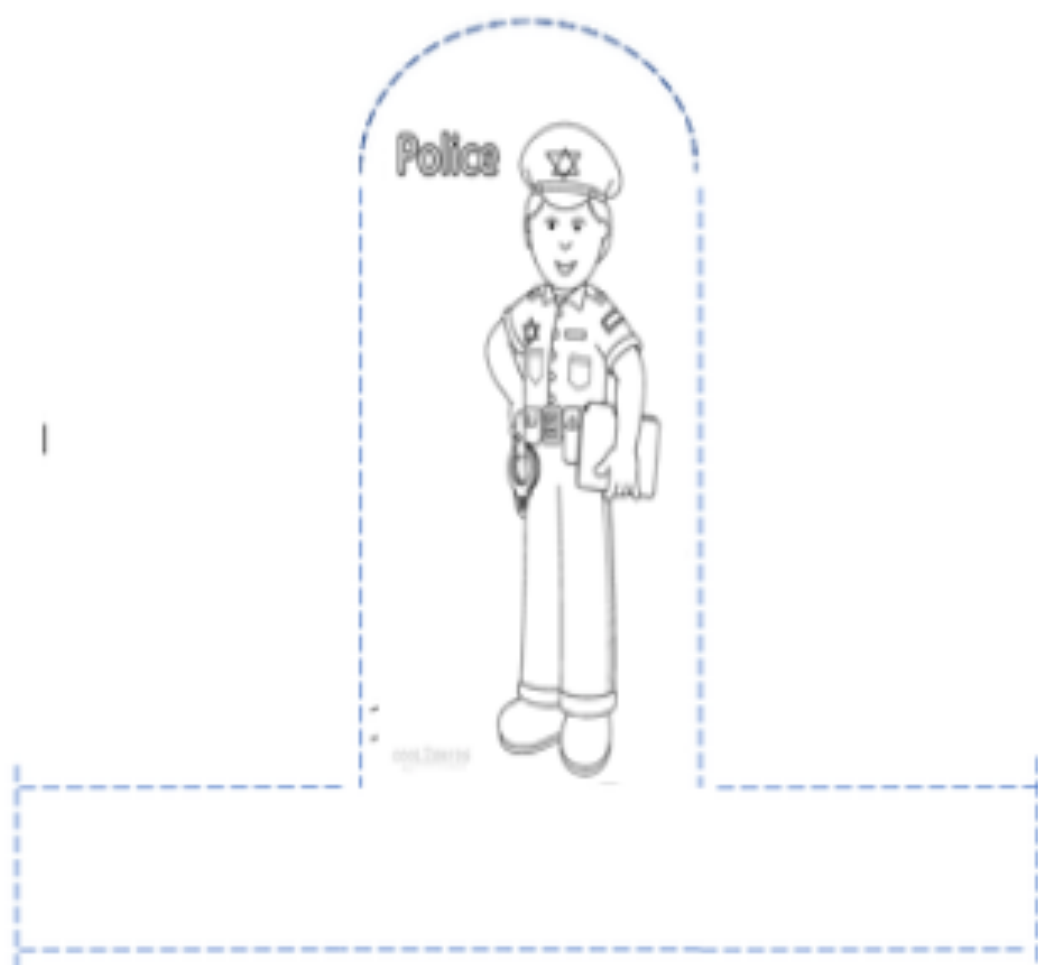

The name of the action game I played was

.....

4. Complete an art project about community helpers

- Make finger puppets of your favourite community helpers. Colour in the pictures and cut around the dotted line!






Woolly Lambs Star



1. Listen to a book about lambs.

Title

Did you like the story?



1. Say three things you learned about lambs.

One of the three things I learnt about lambs
is that they are

.....

2. Play a game about lambs.

The name of the game I played was

.....

3. Make a lamb craft.

- Stick your creation below!




Healthy Foods Star

1. Listen to a book about healthy foods.

Title

Did you like the story?



2. Say three things you learned about healthy foods.

One of the three things I learnt about
healthy food is that it helps my body

.....

3. Play a game about healthy foods.

The name of the game I played was

.....

4. Make a healthy foods chart.



Can you eat all 5 colors every day? Each color is beautiful and filled with different vitamins to make you strong!

	<i>red</i>	<i>orange</i>	<i>yellow</i>	<i>green</i>	<i>blue</i>
Monday					
Tuesday					
Wednesday					
Thursday					
Friday					
Saturday					
Sunday					

Healthy Me Star



1. Listen to a story about being healthy

Title

Did you like the story?



2. Say three things you learned about being healthy.

One of the three things I learnt about being healthy is that exercise makes my muscles


.....

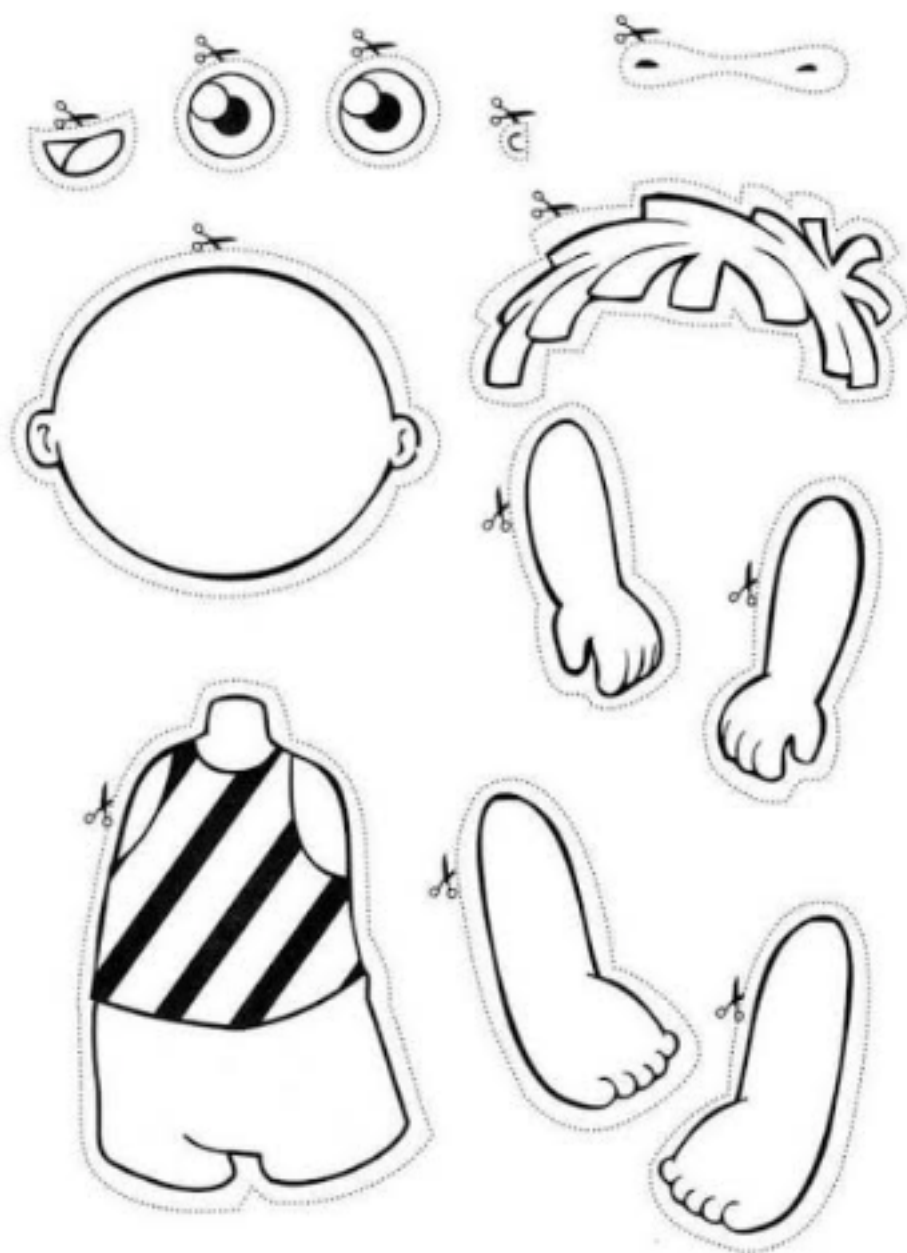
3. Play an action game about being healthy.

The name of the game I played was

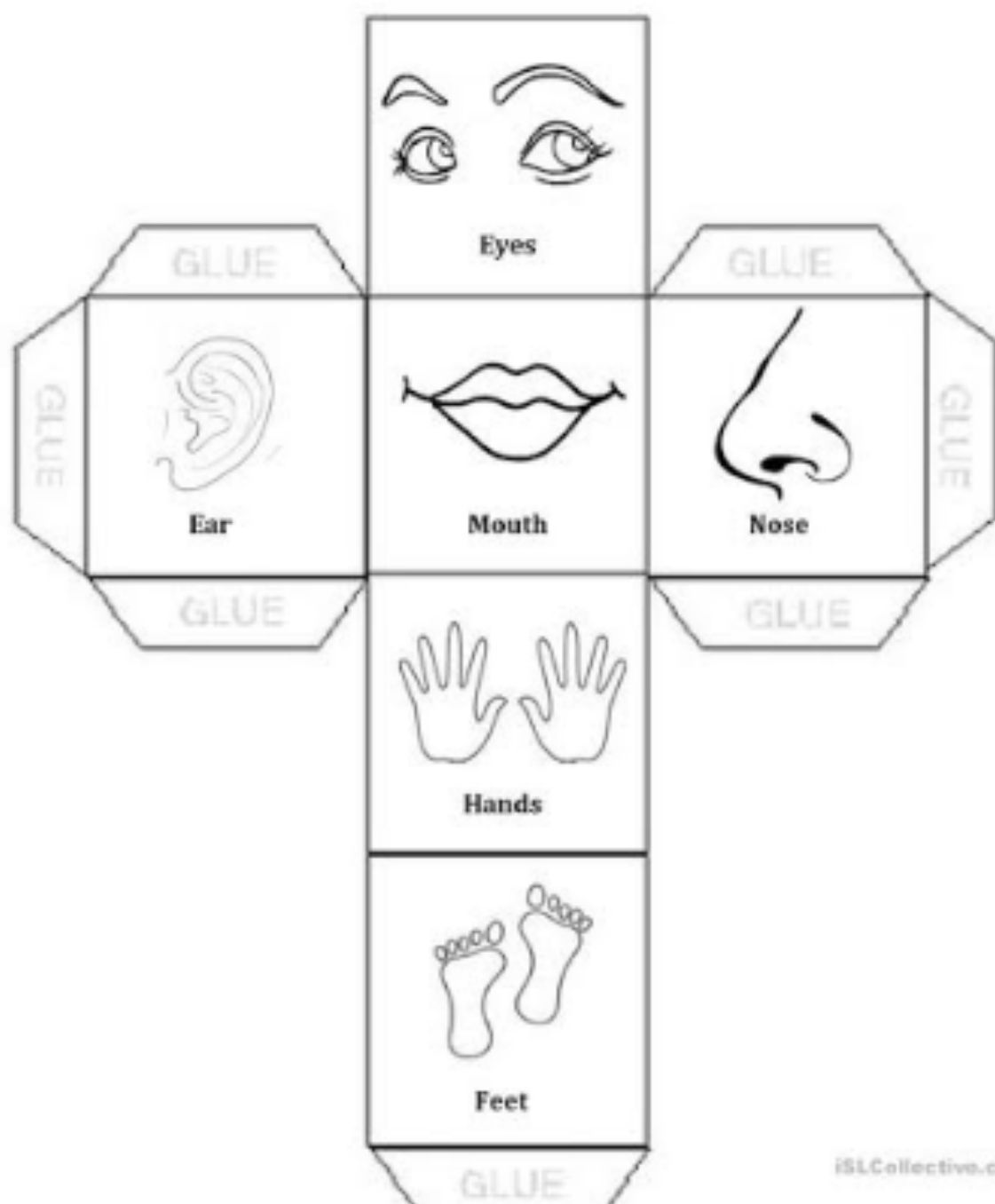
.....


4. Complete an art project about being healthy
- Choose one of the crafts below

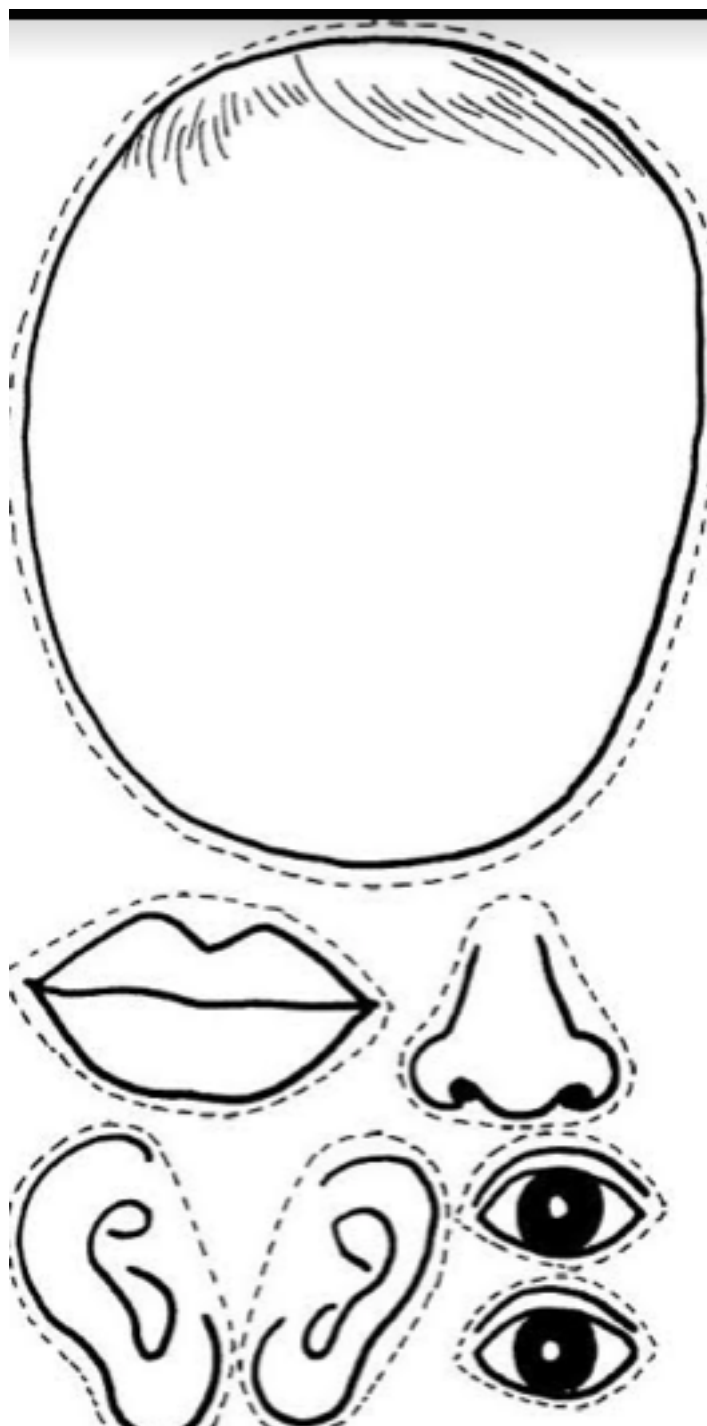
 Cut and mount.



Create your own body parts cube - Colour, cut and glue!!








ABC's Star



1. Listen to a book about the alphabet

Title

Did you like the story?



2. Sing a song about the alphabet

The name of the song I sang was

.....

3. Play a game about the alphabet

The name of the game I played was

.....

4. Make an alphabet craft

To make your alphabet mobile here's what you need:

- A paper plate
- Embellishments
- Beads
- Ribbon or string
- Paint
- Markers
- Crayons
- Card
- Alphabet printable

Print the letters colour them, decorate them with whatever you like you can even paint some.

String the letters on by sticking them or using a punch.

Use a hole punch to make holes near the edge of your plate and attach with string.

Don't forget to take a picture!

A B C D E

F G H I J

K L M N O

P Q R S T

U V W X

Y Z




Numbers Star

1. Listen to a book about numbers 1-20.

Title

Did you like the story?



2. Sing a song about numbers 1-20.

The name of the song I sang was

.....


3. Fair a game about numbers 1-20.

The name of the game I faired was

.....

4. Make a numbers 1-20 craft.

- Cut, colour and make your own counting caterpillar



6

7

8

9

10

11

12

13

14

15

16

17

18

19

20

