



BASILDON | BRAINTREE | BURY ST EDMUND | CAMBRIDGE | CHELMSFORD | COLCHESTER GRAYS | HAVERHILL | HUTTON
 IPSWICH | KINGS LYNN | PETERBOROUGH CENTRAL | PETERBOROUGH PORTUGUESE | SOUTHEND



SEC AREA 8 ADVENTURERS



EAGER BEAVERS E-CAMP PACK



During this camp you will receive the following awards! :





Gods' world chip

1. Who made our world? (Learn Genesis 1:1.)

In the beginning God created the heavens and
the earth

2. Act out the story of creation while someone reads or tells it.

I acted out the story of creation to my

.....

3. Sing a song about your world.

The name of the song I sang was

.....

4. Look at a globe and show where you live.

- Colour in where you live



5. Name five (5) of your favourite things God created for you.

5 of my favourite things are

.....

.....

.....

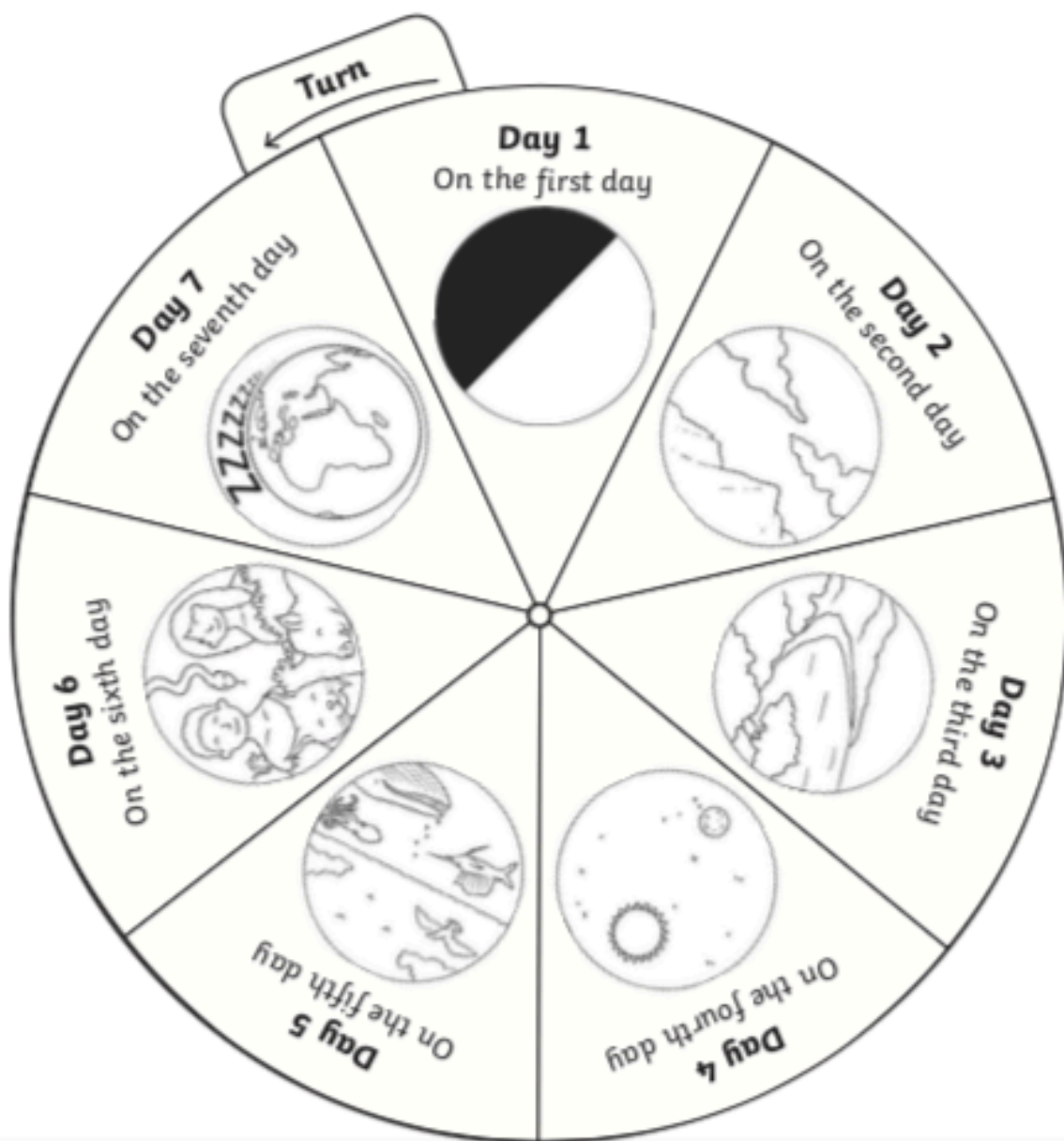
.....

.....

6. Make a collage, colour a picture of God's world, or take a walk outside and find things He made.



Creation Wheel






Bible Friends Chip

1. What does it mean to be a friend?

- Colour in the pictures



SHARE WITH EACH
OTHER

SPEND TIME
TOGETHER



2. Name three Bible Friends.

Three bible friends are:

Ruth &

..... & David

Peter &

3. Who is your favourite Bible friend? Tell a story about that person.

My favourite Bible friend is


.....

4. Dress up and act out a story about a Bible friend.

I acted out the story of

.....

5. Tell three things you can do to be a friend for Jesus.



SHOW KINDNESS



PRAY FOR MY
FRIENDS



HELP EACH OTHER

Playing with friends



1. What is a friend?

A friend is someone who

.....

2. Name three ways you can make friends.

- Fill in the blanks and colour in the pictures



Say

H _____ llo



Sm _____ le



Ta _____ k

To them

3. Name four things you can talk about to be friendly with someone.

- Fill in the blanks and colour in the pictures



Your favourite

Co _____ o _____ r

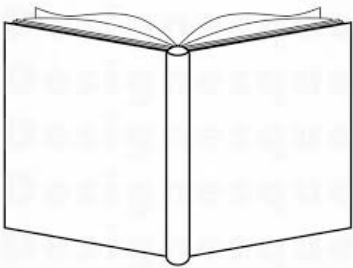


Food
that you like



Your favourite

Activity



What

Books

Do you like

4. Name four things you need to think about when choosing a friend.

Is this person,,

..... and ?

5. Name three ways that you can know a person is a right friend for you.

If they make me laugh

If they share things with me

If they are kind to me

6. Did Jesus have friends? Have an adult help you find a story in the Bible about some of His friends.

I found the story of

.....

7. Do your choice of one of the following:

- a. Learn a song about friends.
- b. Make a scrapbook about a new friend.
- c. Write a story about a friend.
- d. Write a poem about a friend.
- e. Tell a story about a friend

I decided to

.....

8. Make a craft to give to your friend.



I listened to a story about families called

.....

I learnt these three things



.....



.....




.....



Helping at home chip

1. What body parts do you use to help at home?




I use my

Ha_____ds


2. Name three ways you can help at home.



PUT MY PLATE IN
THE SINK










NEATLY ARRANGE
MY BOOKS



HELP MAKE MY BED

3. From #2, pick one of the ways to help at home and help for one week.

- Colour in a star every day when you help clean

MONDAY	
TUESDAY	
WEDNESDAY	
THURSDAY	
FRIDAY	
SATURDAY	
SUNDAY	

4. Learn a song about helpers.

The name of the song I learnt is

.....

5. Name a Bible character who was a helper.


In the Bible

.....




Animals chip

1. Name five animals you see in the zoo.
2. Draw or colour pictures of two of them
 - Colour in the pictures and fill in the blanks




El__phant



Li__n




Gir__ffe



Mo__key

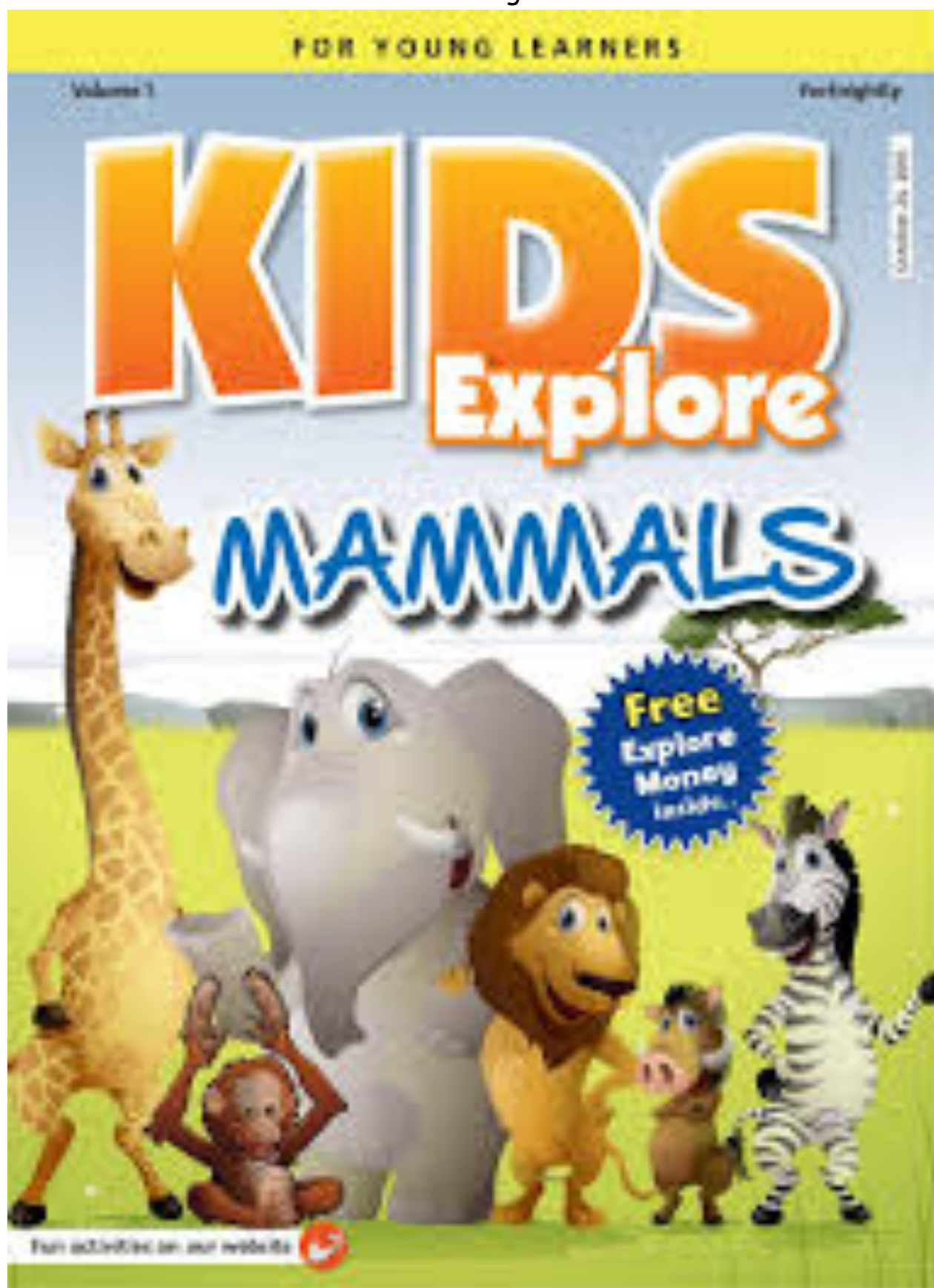
B__ar




shutterstock.com • 426073816

3. Cut three zoo animals from magazines and mount them.

- Cut out three animals from the magazine below and stick them in





4. From play dough, form one of your favourite zoo animals.

HOMEMADE PLAYDOUGH RECIPE

- 8 tbsp plain flour
- 2 tbsp table salt
- 60ml warm water
- food colouring
- 1 tbsp vegetable oil

1. Mix the flour and salt in a large bowl. In a separate bowl mix together the water, a few drops of food colouring and the oil.

2. Pour the coloured water into the flour mix and bring together with a spoon.

3. Dust a work surface with a little flour and turn out the dough. Knead together for a few minutes to form a smooth, pliable dough. If you want a more intense colour you can work in a few extra drops of food colouring.

With playdough I made a

.....

5. Name three animals' names from the Bible

The Bible mentions

.....,

And

.....



Animal homes chip

1. What is a home?

A is the place you live or stay. It should be a place where you feeland comfortable.

2. Tell about your home. Draw a picture of your house and colour it.

3. Animals have homes too. Name five different animals and tell where they live.

A chicken lives in a c.....op



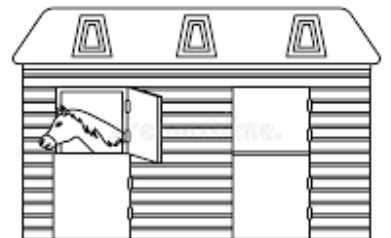
A lion lives in a d.....n




A bird lives in a n.....st



A horse lives in a st.....ble



A monkey lives in the tr.....es



4. How do animals know what to do to make a home?

God has made the animals so that they know
what to do. This is called

.....

it's something that they don't have to think
about, they just know. Animals also learn

about making homes from their

.....

5. Choose an animal and do the following:

- Watch the animal (it can be in a zoo or on a video).
- Draw or colour a picture of the animal.
- Make a model of its home.
- Show your picture and model at your club's family night.
- Tell people what you learned about your animal and its home.

I

.....

Crayons and colours



1. How are crayons made? What are the eight main colours of crayons and markers?

- Fill in the blanks



Green

Bl.....e

Red

Y.....ll.....w

Purple

Or.....nge

Black

B.....o.....n

2. What are crayons made of.?



Crayons are made
from

.....

just like candles!

3. What happens if a crayon gets hot?

When crayons get
hot they

.....



4. Name a boy who had a coat of many colours.

..... had a coat of
many colours

5. Draw or colour a picture of Joseph and his coat.

6. Draw or colour a picture with markers.



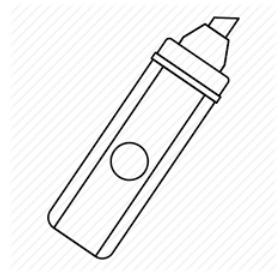
7. Why do markers need a cap?

- Draw a cap on the marker below

Markers need a cap so they do not


.....

out



8. Where should you use markers? Where should you not use markers?

Markers should be used on





.....

But never on my

.....

Or



.....

10. Make a folder for your pictures and decorate the front with markers or crayons.

11. Draw or colour two of the following with markers or crayons:

a. animal or birds

b. Jesus and the children

c. rainbow









d. your hand

e. your house

I drew/coloured

.....

11. Know nine colours.






Know your body chip

1. Learn I Corinthians 6:19.

Don't you realize that your body is the temple of the Holy Spirit, who lives in you and was given to you by God? You do not belong to yourself

2. Name the twelve parts of your body.

3. Draw your body and label the twelve parts.



toes

stomach

Shoulder

elbow

head

chest

leg

neck

foot

finger

hand

arm

4. What are knees for?

Our knees allow us to



wa.....k



r.....n

ju.....p



5. What does your face do for you and others?

With my face I can

ta.....k

e.....t



6. Name some useful things you can do with your hands.

With my hands I can



wr.....te

dr.....w



ho.....d things

7. How can you use your mouth for Jesus?

I can use my mouth to tell my

.....

All about Jesus

Manners fun chip



1. Learn the Golden Rule (Matthew 7:12)

Do to others what you would like them to do to you

2. What are the five magic words (or phrases)?



Please



Thank you



You're welcome.



I am sorry



Excuse me

3. Play a game using the five magic words (or phrases).

- Answer the questions! WHAT DO YOU SAY WHEN:

SOMEONE GIVES
YOU A GIFT

YOU
ACCIDENTLY
BUMP INTO
SOMEONE

YOU WOULD
LIKE A DRINK

YOU WOULD LIKE
TO ASK FOR
DIRECTIONS

SOMEONE
THANKS YOU

4. Draw or cut and paste pictures to illustrate one of the magic words.

- Colour in the picture





Alphabet fun chip

1. Know all the letters of the alphabet

Aa Bb Cc Dd Ee Ff Gg Hh Ii Jj
Kk Ll Mm Nn Oo Pp Qq Rr Ss Tt
Uu Vv Ww Xx Yy Zz

2. Know how to spell your first name.

My name is

.....

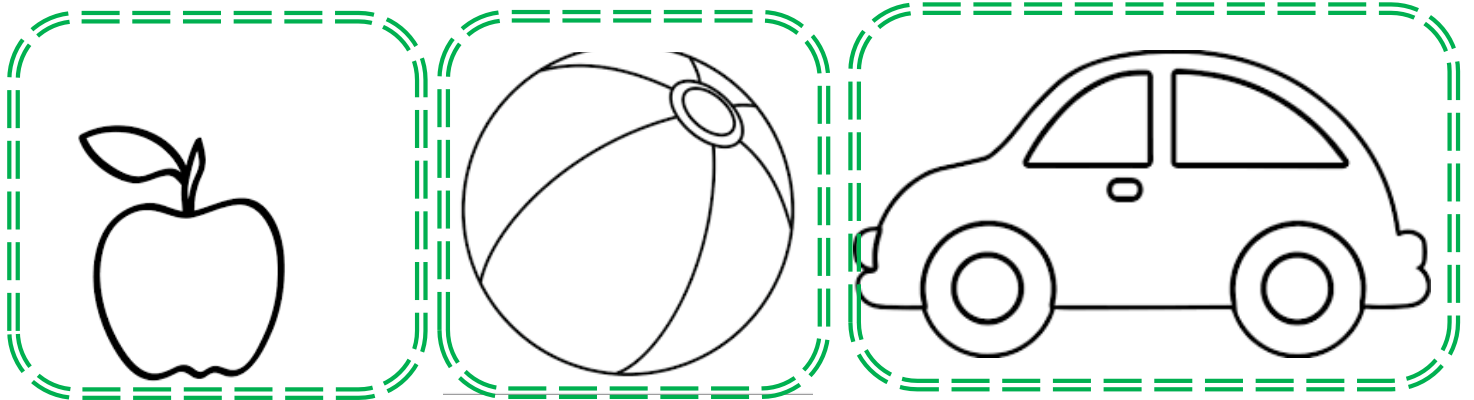
3. Take a walk around the room or outdoors and find as many objects as you can beginning with a different letter of the alphabet.

- Write two of the things you found below

4. Be able to write from memory ten letters of the alphabet.

5. Draw five letters, cut out and paste objects or pictures to go with each of the letters drawn.

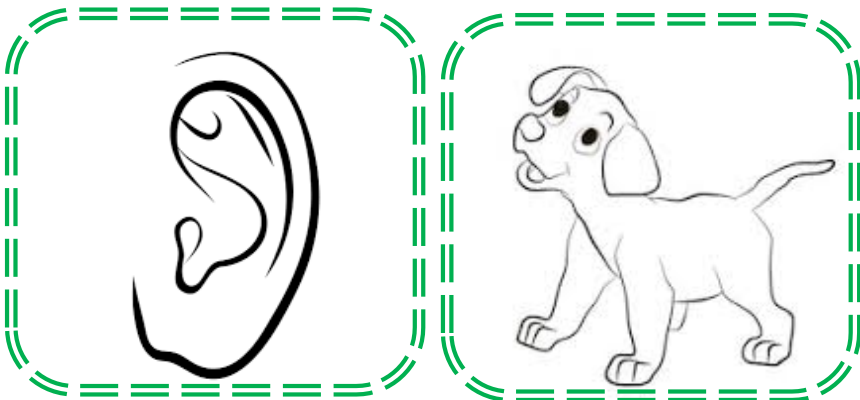
- Colour in the objects



Aa

Bb

Cc



Ee

Dd

6. What are
some other
ways of
writing?