


**EAGER BEAVER  
CHIPS & REQUIREMENT  
BOOKLET**



# FLORIDA EAGER BEAVER CHIPS

BEAVER  
BEAVER BIBLE  
BIBLE STORIES  
BIRTH OF JESUS

COLLAGE  
COLOR YOUR WORLD  
CREEPY CRAWLERS

DANGERS  
DEER  
DIRTY COINS  
DOWN ON THE FARM

EMERGENCY

FAVORITE COLOR  
FEATHER FRIENDS  
FISHERS OF MEN

GOD'S GIFT  
GOD'S SPECIAL FAMILY  
GOLDEN RULE

HEALTHY FOODS

I AM SPECIAL  
I LIKE MY HOME

JESUS LOVES ME

LITTLE MUSIC MAKER

MILK CARTON CRAFT  
MOTHER  
MY FAVORITE MEAL

NATURE DETECTIVE  
NOAH'S ARK

POOL SAFETY  
PHYSICAL


RECYCLING

STONES AND ROCKS

THANKFUL  
THINGS THAT GROW  
TITHE  
TREES

WESTERN TRAVEL

# BEAVERS



1. What does a beaver use its tail for?
2. Why do beavers have such big front teeth?
3. What do beavers eat?
4. How do beavers cut down trees? Move large logs?
5. How do beavers build dams? Why do they build them?
6. How is a beaver's home made?
7. Build a beaver dam using small sticks and glue or build a beaver lodge.
8. Read a story about beavers, their families, and how parent beavers protect their young.
9. How many babies does a mother beaver have? How soon after birth can baby beavers swim?
10. Draw or color a picture of what a beaver's lodge looks like if you could slice off one side of a typical beaver lodge.

# BEAVER BIBLE



1. Know that the Bible is God's letter to us.
2. How should you treat the Bible?
3. How many testaments are there in the Bible? Name them.
4. How many books are in the Bible?
5. Memorize two promises or verses from the Bible.
6. What is the shortest verse in the Bible?
7. Tell, read, or sing a song about Noah.
8. How many disciples did Jesus have?
9. What are the first and last books of the Bible?
10. Make a Bible and color 3 Bible story pictures to put in it.

# BIBLE STORIES




1. What is a Bible story?
2. Listen quietly to a Bible story.
3. Draw and color a scene from a Bible story.
4. A. Dress up like a character from the Bible.  
B. Act as the character.
5. Play a game using Bible stories.
6. Draw and color a picture of a Bible character.

## Hints:

1. A Bible story is a story that was written in the Bible about something important that we can learn from.
2. Answer questions concerning the story.
3. Try to draw a picture of the story you just listened to.
4. Charades (play after children are dressed up).


# BIRTH OF JESUS



1. Name three books in the Bible where you can read about Jesus' birth
2. Who were Jesus' earthly parents?
3. What does the name Jesus mean?
4. Color or draw a picture of Jesus' birth.
5. Get someone to read to you the story of the birth of Jesus or look at the video of the birth of Jesus.
6. Where was Jesus born? Name the town and the place.
7. Who was the King at the time of Jesus' birth?
8. Tell the story of Jesus' birth to the best of your ability to your parents, friend, brother, sister, grandparents, etc.
9. Who visited Jesus right after his birth?
10. What sign in the sky told people of Jesus' birth?
11. Why is Jesus called "The King of Kings"?
12. Do some type of craft depicting the birth of Jesus.

# COLLAGE

(Fun Pictures)



1. What is a "fun picture" or a collage?
2. What and where was this art or technique first popular?
3.
  - A. Make a "fun picture" (collage) of whatever you would like.
  - B. Collect at least three (3) different papers, pictures, or items and at least two (2) different colors to use for this picture.
  - C. Display your "fun picture" (collage) on a bulletin board or at Fun Daze.
4. Make another collage and share it with a sick friend or elderly person.

## Helps:

1. A picture or a design made by gluing objects on a flat surface
2. Early 1900s in Paris, France




# COLOR YOUR WORLD



1. Name the primary colors.
2. Name two things in nature for each of the primary colors.
3. Where in the Bible does it tell us who made the things of nature?
4. On what day was each of these things made as told in the Bible?
5. Where do we find anything about the rainbow of many colors in the Bible?
6. Does it tell in the Bible what color the rainbow is?
7. What are the colors of the rainbow?
8. Make a scrapbook. Show the primary colors.
9. Include in your book pictures that you have colored, drawn or cut from magazines, representing each primary color.
10. Also in your book, show the secondary colors.
11. What is your favorite color?
12. Color a picture using mainly your favorite color. Include this in the scrapbook.
13. Name two things that color does.

# CREEPY CRAWLERS



1. What is an insect? Name some.
2. How many legs do insects have? How many wings do they have? Do all insects have 2 eyes?
3. What are some things insects eat? Name on food we eat that insects make.
4. Name some places that insects live.
5. Are insects good or bad? What do they do that is good and what do they do that is bad?
6. Can you name a story in the Bible about insects? Read one.
7. Go on a nature walk and see how many insects you can find.
8. Make a craft about your favorite insect.

## Helps:

- 1.
2. 6 legs. 0-4 wings. No, some insects have more than 2 eyes.
3. Leaves, fruit, wood, and other animals. Honey.
4. Ant hills, trees, ground, etc.
5. Some insects are good and some insects are bad. Dragonflies eat mosquitoes. Termites eat the wood in our houses, and locusts eat our crops.
6. Locusts in the 10 Plagues of Egypt.

# DANGERS



1. What is a danger?
2. Name three dangers you face today as a child.
3. How can you protect yourself from them?
4. Who can protect us from dangers?
5. How do we have Jesus close to us today?
6. Were there any dangers people had to face in Bible times?
7. If so, name some stories.
8. Who took care of them?

## Helps:

1. Anything or anyone who will harm or hurt you mentally, spiritually, or physically.
2. Hurricanes, child abuse, child abduction, thunderstorms, accidents, drugs, tobacco, etc.
3. Never walk alone, don't talk to strangers, just say no, etc.
4. Jesus, fathers, mothers, friends, etc.
5. Through prayer and study.
6. Yes
7. Moses when he was a baby, Jesus when he was born.
8. God

# DEER



1. Name three (3) different members of the deer family.
2. A. What is a male deer called?  
B. What is a female deer called?  
C. What is a baby deer called?
3. Name the largest and smallest deer found in North America.
4. Name two (2) special features about deer.
5. A. How long does it take a male deer to grow antlers?  
B. Do they ever lose their antlers?  
C. How much do antlers weigh?
6. What type of deer do you hear about at Christmas time?
7. Complete a deer puzzle or do a craft about deer.

## Helps:

1. Roe deer, red deer, key deer, follow deer, white-tailed deer, black-tailed deer, mule deer, moose, elk, reindeer.
2. A. Buck  
B. Doe  
C. Fawn
3. Moose and key deer
4. They are strong, fast, and graceful; can run up to 45 mph; can dodge trees and shrubs without slowing down; can leap 30 ft. wide streams; can jump fences up to 10 ft. high.
5. A. 4-5 months if plenty of good food  
B. They drop off every year around January-April  
C. Up to 65 pounds
6. Reindeer

# DIRTY COINS



1. What are coins made from?
2. Coins are dirty. Why?
3. Should people put coins in their mouth? Why?
4. Ask a grown-up to read Matthew 17:27 from the Bible to you. Jesus told a man to get a coin from a fish's mouth. Do you think it was clean?
5. Do a craft illustrating Matthew 17:27, such as a fish.

Resources: Computer - Coins-Kids, The Minting Process Revealed; Google.com; Bible

## Helps:

1. Strips of metal, copper, and zinc
2. Lots of people use coins. Coins go from hand to hand and so they collect germs
3. Because you can get a bad infection and the coin can get stuck in your throat, especially in little childrens!
4. Answers may vary

Submitted by: Mrylin Brooks - May 2007 (Eager Beaver Chip)

# DOWN ON THE FARM



1. What is a farm?
2. A. What animals are on a farm?  
B. Why are these animals needed on a farm?
3. Who in the Bible had to take care of animals?
4. Sing a song about farm animals.
5. Take a trip to a farm or put together a picture of a farm by drawing, coloring, or making a collage.
6. Play a game that involves matching a mother animal to a baby animal.

# EMRGENCY

1. Know your address and telephone number.
2. Know how to get in touch with your parents, if you need them.
3. What is the emergency number for help? What do you say?
4. When do you call the emergency number?
5. Know what to do when strangers come around.



# FAVORITE COLOR



1. What is your favorite color? Is it a primary or secondary color?
2. Who created all colors?
3. Make a scrapbook containing 3 of the 4 below that are your favorite color.
  1. Two foods
  2. Two animals
  3. Two flowers
  4. Three things God created
4. Find pictures of four manmade items in your favorite color to add to your scrap book.
5. Draw and color a picture that includes your favorite color in your scrapbook.
6. Tell your Club or a friend why this is your favorite color.
7. Make a craft using lots of your favorite color and display it.
8. Make a craft using at least two primary and two secondary colors.



## FEATHERED FRIENDS



1. What day were the birds created?
2. Can you find this in your Bible and let someone help you read it?
3. Do all birds fly? Name some that cannot fly. (At least two) Find pictures of them or draw and/or color the pictures.
4. Find two verses in the bible where it talks about birds. Get someone to read them to you and help you read them.
5. Name three birds talked about in the Bible. Color or cut pictures out of magazines and mount them.
6. Draw and/or color three birds of your choice.
7. What kind of food do birds eat? Why do some eat small rocks or pebbles?
8. Name some birds that are valuable to humans. What are some of the good things birds provide to humans?
9. Name two birds that make great pets.
10. How can we attract wild birds?

# FISHERS OF MEN\*



1.    A.    Get someone to help you read and memorize Matthew 4:19.  
      B.    What does it mean to be a Fisher of Men?  
      C.    Who did Jesus say this to?
  
2.    A.    Name some Fishers of Men from the Bible.  
      B.    Name four people you know who are good Fishers of Men today.
  
3.    List at least three things that you can do to be a Fisher of Men each day, and do one.
  
4.    Learn and sing a song that relates to Fishers of Men

\*Fishers of Men includes men, women, and children

# GOD'S GIFT




1. What is a gift?
2. What was *God's* gift to us? To whom did *God* give this special gift?
3. Why did *God* send us His son?
4. Why was it important that Jesus die on the cross?
5. What happened when Jesus died? Read the story from the Bible.
6. What happened when Jesus died? Was that the end of the plan of salvation?
7. Read the story or watch a video about *God's* special gift to us.
8. How can we receive that gift today? Share with someone the story of *God's* special gift and tell them how they can receive it.
9. Make a craft about *God's* special gift or write *God* a Thank You letter, thanking him for His gift.

## Helps:

1. Something that is given to us for a special reason
2. *God* sent Jesus to die on the cross for EVERYONE.
3. So that we may someday live in Heaven with Him.
4. Only Jesus could pay the price for our sins.
5. He paid the price for our sins and gave us the opportunity for eternal life.
6. There was a loud thunder and the curtain in the temple tore. No, it was only the beginning.
7. To receive the gift of salvation we only have to ask Jesus into our heart.

# GOD'S SPECIAL FAMILIES



Sin has certainly been destroying many families in these times. Our children need to know that although they may not be with a nuclear family, they are special to their family and are loved by God no matter what family they are members of.

1. Name the people in the first family mentioned in the Bible.
2. Name 5 kinds of families in nature.
3. How does God provide care for these families in nature?
4. Name 5 people in the Bible that did not grow up with their mother and/or father.
5. Read a story about one of these people.

**REMEMBER... EVERY FAMILY IS SPECIAL IN THEIR OWN WAY!**

## Answers:

1. Adam, Eve, Cain, Abel, and Seth (Gen. 4:1-2, 5:3)
2. Dog and litter, cat and litter, hen and chicks, mama bear and club, mama lion and pride, cow and calf
3. Through a mother's caring love
4. Esther (Esther 2), Samuel (1 Samuel 1:20-28, 2:1-21), Jesus (Matthew 1:18, 2:23)

# GOLDEN RULE




1.
  - A. Where can you find the "Golden Rule" in the Bible?
  - B. Have someone help you find it and read it to you or with you.
  - C. Memorize the "Golden Rule"
  
2.
  - A. Where was Jesus when He told the people about the "Golden Rule"?
  - B. What was the lesson that Jesus was teaching the people?
  - C. What is the big word starting with "K" for?
  
3. Name some ways we can practice the "Golden Rule". Name at least three (3).
  
4. Draw and/or color a picture showing someone practicing the "Golden Rule".

## Helps:


1.
  - A. Matthew 7:12 and Luke 6:27-36
2.
  - A. On a hill speaking to the people.
  - B. Treat others in the same way that you would like to be treated.
  - C. Kindness
3. Sharing toys, telling others about Jesus' love for them, praying for others, feeding people that are hungry, go see the sick, rake a yard for the elderly, etc.

# HEALTHY FOODS



1. Learn the four or five food groups.
2. Name ten healthy foods.
3. Name five unhealthy foods.
4. Why would Jesus want us to eat healthy?
5. Cut out healthy foods and make a scrapbook or collage.
6. Draw a picture of what kinds of foods would be in a garden.
7. As a group, give out a food basket with only healthy foods in it.
8. Say a simple prayer for your food.

# I AM SPECIAL



1. Who am I? Answer the following:
  - A. My name is:
  - B. My address is:
  - C. My phone number is:
  - D. My birthday is:
  - E. My eyes are:
  - F. My hair is:
  - G. I weigh:
  - H. I am \_\_\_\_\_ tall.
  
2. Who is my family? Answer the following:
  - A. My parents are:
  - B. My sister or sisters are:
  - C. My brother or brothers are:
  - D. My grandparents are:
  - E. My pets are:
  
3. Make puppets of everyone in your family.
  
4. How did Jesus make you special?  
(Examples: I can share, I can help my mommy, etc.)
  
5. Draw or color a picture of Jesus and you.
  
6. Thank Jesus for you, your family, and your guardian angels.

Crafts: I am special badge, happy face lei, or hand print plaque.


# I AM THANKFUL



1. Make a thankful scrapbook showing at least fifteen things you are thankful for (these can be pictures you have colored, drawn, cut from magazines, or photographs).
2. A. Read three of the following verses that tell us we should be thankful:
  1. Psalms 106:1
  2. Psalms 107:1-2
  3. Psalms 136:1-4
  4. Colossians 4:2
  5. 1 Thessalonians 5:18
  6. 1 Corinthians 15:57
- B. Memorize one of these verses.
3. Talk to Jesus twice a day for one week, thanking Him for the many things He has given to you (you may already be doing this).
4. A. Have a thankful night at your club, church, school, or with your family. Bring pictures of some of the things you are thankful for to show during the sharing time.
- B. Have someone take pictures of your thankful things to put in your scrapbook.
5. A. What day of the week should we be most thankful for?  
B. Why?  
C. How can we make it special?
6. Read the story of the 10 lepers from the Bible.
  - A. What day does the United States set aside as a day for giving thanks?
  - B. Why do they have?
  - C. Color a picture or make a craft about this day.



# I LIKE MY HOME



1. A. What state and country is your home located in?  
B. What is the address of your home?
2. What do you like best about your home?
3. Draw a simple sketch of the layout of your home.
4. Talk with a friend about who lives in your home with you OR make a scrapbook with pictures of people living in your home.
5. Do you have a pet in your home? If so, draw a picture of your pet.
6. Talk with a friend, family member, or elderly person about one person in the Bible and their home life.
7. Draw and color a picture of one of your closest neighbors that you are friends with.
8. If there was some way you could, what would you like to change and make better at your home?

## Helps:

2. Examples-Nice, big yard to play in, feel safe, my bedroom, family lives there, we can pray and have worship.
6. Examples-Jesus, Moses, Mary, Joseph, etc.

# JESUS LOVES ME




1. Explain where Jesus lives.
2. Sing a song about Jesus.
3. Color a picture of Jesus.
4. Say a prayer to Jesus.
5. Play a game. (Musical chairs and leave a chair for Jesus)
6. Tell a friend about Jesus.
7. Say and memorize a table blessing about Jesus.
8. Listen to a story about Jesus.
9. Now tell a story of yourself and Jesus.

## Helps:

1. In heaven above (point up)
2. Song: Jesus Loves Me
3. Any picture with children around Jesus
4. Pray
5. Musical chairs
6. Tell and adult in class or a parent or friend
7. "Thank you dear Jesus for our food"
8. Christmas story of Jesus—any
9. make sure they include themselves and Jesus

Written by: Lisa Beattie

# LITTLE MUSIC MAKER



1. Play a musical instrument
2. Tell which is a bell, drum, tambourine, musical sticks, piano, guitar, etc
3. Listen to music: try to tell what instrument is being played.
4. Play a musical instrument for Sabbath School (drum) (sticks) (bells) (horns) etc
5. Participate in a musical game
6. March to music
7. Sing and play a musical game with a group
8. Sing an action song

## Helps:

1. Any musical instrument, bells, drums, horns, etc.
2. Help children to identify some of these they may have never seen
3. Use taped music or radio
4. Usually Thirteenth Sabbath program will include this activity
5. Musical chairs
6. "Onward Christian Soldiers" song
7. "Ring-Around-the-Rosie" song, etc.
8. "Father Abraham" song

# MILK CARTON CRAFTS



1.    A.    How many different sizes of milk cartons can you find?  
      B.    How much does each one hold?
2.    Name at least three things you can make from milk cartons or things you can use them for.
3.    Make two items using milk cartons.
4.    Display these items at as Family Night, Fun Daze, or other important event.

## Helps:

1.    A.    Five  
      B.    Half pint, pint, quart, half gallon, and gallon.
2.    Animals, blocks, houses, bird feeders, you can store things in them, etc.

Reference: Child Craft Make & Do #11

# MOTHERS




1. What is a mother?
2.
  - A. Name three mothers in the Bible.
  - B. Who was the mother of Jesus?
  - C. Where do you find this in the Bible?
3.
  - A. Have someone read you a story of a mother from the Bible.
  - B. Draw and/or color a picture of this story OR tell this story to someone else.
4. Make a scrapbook or collage showing things your mother does for you.
5. Name three things you can do to help your mother.
6. Make a Mother's Day card or coupon book to give to your mother.

## HELPS:


1. Female parent of a child or children.
2.
  - A. Examples: Eve (*Gen. 4*), Sarah (*Gen. 17:15*), Rebekah (*Gen 25:24*)
  - B. Mary
  - C. Matthew 1:18-25; Luke 2:1-20; Acts 1:14
4. Suggestions: washes clothes; cooks meals; takes you where you need to go; buys clothes, food, etc.; gives hugs; prays with you, plays games with you, goes on walks with you, etc.
5. Suggestions: Keep room clean, make bed, help with dishes, help with meals, fold clothes, feed the animals, etc.
6. Coupon book could include coupons for things such as a "Free" hug, and extra night of doing dishes, bathing the dog, making the bed, etc.

# MY FAVORITE MEAL



1. What is your favorite meal? Breakfast, lunch, or supper?
  - A. Answers will vary
2. What do you like to eat at your favorite meal?
  - A. Answers will vary
3. Do your favorite foods make a well-balanced meal?
  - A. Explain the importance of eating a variety of healthy foods in proper amounts
4. Draw and color or cut out pictures and paste to make a picture of your favorite meal.
5. Help make this favorite meal and draw or take a picture of your family enjoying it.

# NATURE DETECTIVE



1. What do I see out my bedroom window?
2. What do I see at my school that God made?  
What do I see at my school that man made?
3. Go on a hike to a park, nature trail, etc. and do the A to Z Scavenger Hunt—centering on things mostly around nature if possible.
4. Present a small program or vespers showing and telling the others about exciting things you found on the Scavenger Hunt.
5. Make a craft relating to this chip.

# NOAH'S ARK



1. Where is the story of Noah found in the Bible?
2. Have someone read the story of Noah and the ark to you or watch a video on Noah's Ark.
3. What kind of wood did Noah use to make the ark?
4. Who were the people who entered the ark?
5. How many of each animal was Noah to take into the ark?
6. How old was Noah when the flood came?
7. After Noah and his family entered the ark, how long was it before it started raining?
8. How long did it rain?
9. What happened to the things on Earth that were not in the ark?
10. Why were Noah and his family the only saved?
11. What promise did God make to us in this story? (Genesis 9:12-15)
12. Tell what is your favorite part of the story of Noah.
13. Do some type of project relating to Noah's Ark.
14. Learn and sing a song that goes with the story.



## PHYSICAL CHIP



1. Do three of the following for three nights.
  - a. skip 10 times
  - b. Tumble 3 times
  - c. Hop on one foot for 3 feet
  - d. Run ten feet
  - e. Throw a ball as far as you can 5 times
  - f. Play leap frog with club members
  - g. Crawl ten feet
  - h. Bounce a ball 10 times without dropping it
  - i. Swim three laps for at least 10 feet each way
2. Play "Simon Says" or "Mother May I" with the above things or any other physical game
3. Why do we need physical exercise?
4. Name some foods that make us physically fit
5. Draw or color some of these foods

# POOL SAFETY



1. Should you ever swim alone?
2. Know two or more pool safety rules
  - a. No running around pool
  - b. No diving, except in designated areas
  - c. No swimming without permission
  - d. No swimming without adult supervision
  - e. No rough play in or around pool area
  - f. No glass containers around pool
3. If you fall into a pool, what should you do?
  - a. Be calm
  - b. Kick your legs to keep head above water
  - c. Yell for help
4. What should you do if someone is drowning?
  - a. Throw in a floating device (don't jump in to help)
  - b. Yell for help
  - c. Get a grown up
  - d. Call 911
5. Name some pool games to play
6. Draw a picture of you swimming
7. Plan and participate in a pool party

**Parent Tips:** Contact your local YMCA or Red Cross for swimming lessons and first aid classes. Keep a cordless phone in the pool area for emergency use. There are also many types of alarms and fences you can use around your pool area to keep your children safe. Check with a pool supply company or pool builder.

Submitted by the Fl. Hospital Church Adventurer Club

# RECYCLING



## 1. What is recycling?

Recycling is taking something old and turning it into something new.

## 2. Why recycle?

Saves energy, saves our clean air and clean water, conserves our natural resources, saves landfill space, saves money and creates jobs and takes care of God's earth.

## 3. Draw or Color the recycling symbol.

## 4. Name 3 things that can be recycled.

Aluminum cans, cans, glass, plastic trash bags, plastic containers, newspapers, paper.

## 5. Name one way to help your parents recycle.

## 6. Make a craft with a recyclable item.

1. Envelopes using old magazines.
2. Boat out of plastic bottles - FamilyFun.com
3. Many uses for glass jar; such as bug catcher (with the lid),
4. Drinking glass, vase, pencil holder, etc.

Submitted by Kerrie Russell - 2006

# ROCKS AND STONES




1. Are all rocks and stones the same size and color?
2. How do you clean rocks and stones?
3.
  - A. Collect small rocks and stones.
  - B. Clean them before making your display.
  - C. Make a display box or jar with at least ten rocks and stones of different sizes, shapes, and colors.
  - D. Save the others you've collected for later projects.
4. Study the rocks and stones in your collection. Try to imagine them as parts of animals or people. What would you use the following shapes for:
  - A. Flat or triangular pieces
  - B. A long, round piece
  - C. Thick, square, and round pieces
  - D. Small pieces
  - E. Thick, square, and round pieces
  - F. Small pieces
5. Make a craft using your leftover collection and other rocks and stones.

## HELPS:

1. No, they are all different sizes, shapes and colors.
2. Wash them with a little soap and warmer, then lay them out to dry.

Reference: Child Craft Make & Do #11


# THINGS THAT GROW



1. On what day did God create plants?
2. Draw a picture of the days of creation.
3. Complete sheet on plant parts.
4. Make a giant flower. \*See below
5. How do plants grow?
6. Grow beans or sprouts.
7. Do you grow? Over the course of a year, chart each month the height of each child.
8. Thank Jesus for helping me grow and for making plants.
9. Learn to sing a song about creation.

## Helps:

Cut 5 strips lengthwise. Cut two circles. Loop each strip around and glue to one side of circle. Put stem on. Put second circle on top. Add sunflower and leaves.



Written by: Julie Douville


# TITHE



1. What is tithe?
  - a. 10 percent of what you earn
  
2. Why do we pay tithe?
  - a. Jesus tells us to in Malachi 3:7-12
  
3. Where do we give tithe?
  - a. In your church
  
4. What is tithe used for?
  - a. To help in spreading Jesus' Word
  
5. Name 3 ways Jesus' Word is special.
  - a. Preaching
  - b. Teaching
  - c. Literature
  
6. Make a chart of how much tithe you give to the church for the month

Submitted by: Cheeko Cotta - May 2007 (Eager Beaver Chip)

# TREES



1. Learn three different trees. What makes them different?
2. Draw and/or color two different trees.
3. What tree did Zacchaeus climb? Where in the Bible is this found? Learn and sing the song about Zacchaeus.
4. What grows on trees?
5. What food do we get from trees?
6. Draw or color four foods we get from trees
7. Learn and sing a song about the trees.

# TRUCKS




1. What is a truck and what are they used for?
  - a. A vehicle used for transporting and hauling items
2. Name 4 kinds of trucks. Draw or color a picture of your favorite.
  - ex. Pick-up truck, fire truck, dump truck, 18 wheeler, etc.
3. Collect pictures of four (4) different trucks.
  - a. Cut from magazines, get from internet, etc...
4. How many wheels do trucks usually have?
  - a. Pickup trucks normally have 4 wheels, large trucks can have as many as 18
5. How were heavy objects moved during Bible times?
  - a. Most were hauled by humans, chariots may have moved things too
6. Bring your favorite toy truck to a club meeting for a "Truck Meet".

Submitted by Emma Lee Tillman - 2008

Approved by Adventurer Committee for release for the 2008-2009  
Adventurer year - Eager Beaver Chip



# WESTERN TRAVEL



1. Name four ways people of the old west traveled (1800-1910).
  1. Stage coach
  2. Horse
  3. Carriage
  4. Railroad
  5. Buckboard
  6. Covered Wagon
  
2. How many horse pulled a stage coach?
  - a. 4-6 depending on the load and land.
  
3. What was a "Way Station"?
  - a. An early rest area where travelers could receive rest food and water. Tired horses were also exchange for fresh
  
4. What is a Buckboard?
  - a. A flatbed wooden trailer, iron wheels with wood sides to transport freight.
  
5. Name a Bible text that mentions horses.
  1. Deut. 17:16
  2. Ex. 14:9
  3. Rev. 19:11
  
6. Draw a picture of what you think a Way Station would look like.

Submitted by Cheeko Cotta 2007